




2001



obs

The background of the advertisement features two large, polished titanium tubes. One tube is in the foreground, angled towards the bottom left, while the other is behind it, angled towards the top right. They are set against a background of a technical drawing with various lines, circles, and dimension lines. The lighting creates highlights and shadows on the metallic surfaces of the tubes.

The Litespeed approach to building a bicycle. It's nothing short of obsessive. How else could you explain the painstaking attention to detail and quality that goes into every bike we build? As a serious rider, you know every millimeter of your bike. At Litespeed, we know every molecule. Literally. We can trace the molecular origin of every Litespeed bike—all the way back to the location where the ore for each titanium tube was mined.

Obsessive? Absolutely. But no more so than the other measures we take to ensure that your Litespeed will never fail to meet your expectations. Like generating our own laboratory-quality argon gas on-site, rather than accepting the inconsistencies of commercial-grade welding gases. Punishing our test frames to withstand two million pedal strokes under a 400-pound load. Holding dimensions to tolerances within thousandths of an inch. Subjecting every drawing to no less than five layers of approval. Scrutinizing raw materials so thoroughly that we often identify deviations in our suppliers' processes before they do. And empowering every employee who touches the bike to act as a quality inspector.


If these efforts result in our being called obsessive, we'll gladly accept that label. It's enabled us to consistently build what media surveys confirm are the most sought-after bikes in the world. Which only verifies what we've known all along—that Litespeed owners are as obsessed with riding them as we are with building them.

call it

obsession

Our Obsession with Titanium

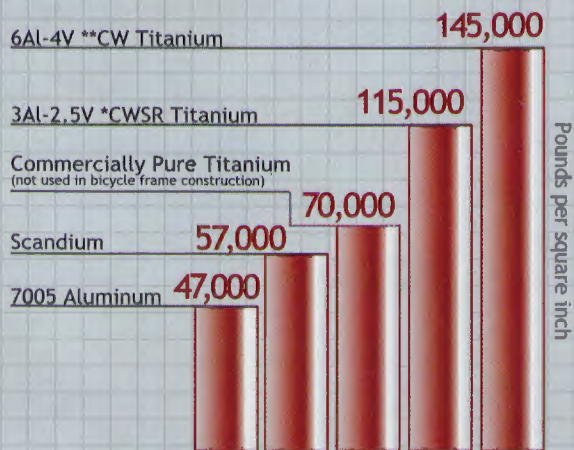
With a fatigue life five times greater than aluminum or steel, the titanium alloys we use on our frames are significantly stronger than the best aluminum, carbon fiber, or steel frames. And titanium's molecular structure allows it to damp vibrations without deadening the overall feel of the bike and without energy loss. Together, these characteristics deliver a ride with the liveliness of high quality steel tubes, the shock absorbency of good carbon fiber, and the stiffness of aluminum. Or what's commonly known as titanium's "magical ride" quality. We wouldn't build a bike out of anything else.



STRENGTH VS. WEIGHT

*** The information given here is based on mechanical test data gathered from scandium frames purchased by Litespeed and then tested by Combustion Engineering on 4-21-99.

Tests show Litespeed titanium is superior over all other materials including scandium.

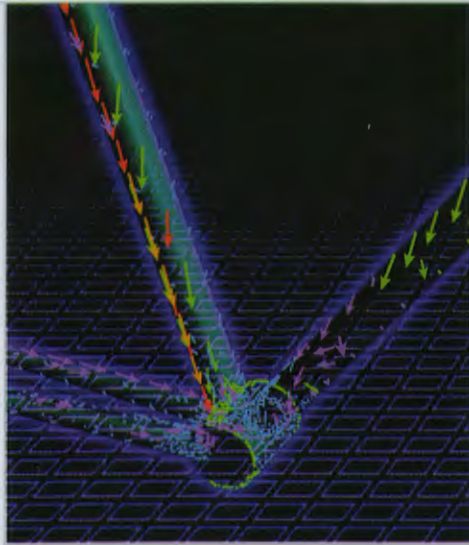


YIELD STRENGTH

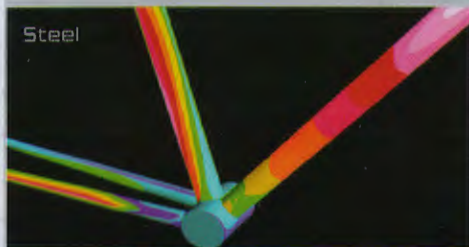
*Cold-Worked / Stress-Relieved

**Cold-Worked

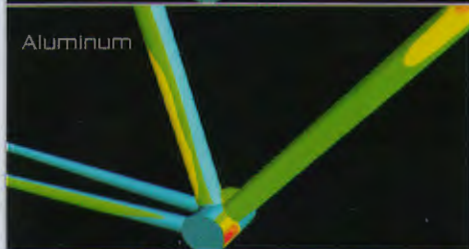
Geometrically Enhanced Tubes




The different colored arrows on the model above illustrate the variety and intensity of stresses present in a bicycle frame during a pedal cycle. Arrows indicate the direction of stress. Brighter colors indicate higher levels of stress.



Steel



Aluminum



Titanium

At Litespeed, we've tested more than 30 tube shapes in order to enhance every tube's individual performance.

We've developed a wide range of geometrically enhanced tube designs to address the specific directional stresses unique to every frame tube on a bike. As the computer model shows, the direction of individual tube stresses can vary from straight bending stress to crossover torsion (or twisting) stress. No single tube shape can adequately handle the variety of stresses a frame endures. Changing diameter and wall thickness does help, but not as much as tube shape. That's why we've spent the last decade cold-working titanium tubes to create unique tube shapes and grain structures that are "stress-directional specific."

Our Cold-working Obsession

We're still the only company in the world to extensively cold-work our tube sets—a difficult process that entails shaping metal at room temperature. Why do we do it? Our cold-worked titanium is approximately 45% stronger than the standard titanium other companies use, enhancing the performance of every single one of our frames.

Our Welding Obsession

We don't allow the multi-pass welding techniques other companies use to cover up welding flaws. Our welds must be perfect. In fact, we are the only titanium frame builders in the world to use parent metal-matched filler metals and laboratory-pure argon gas for the welding process. Why go to so much trouble? Because quality craftsmen using quality materials yield flawless joints with superior strength. We guarantee it.


Guaranteed for Life

If anything attests to our obsession with perfection, it's our lifetime guarantee.* How many other manufacturers stand behind their product for more than five years? Scandium frames have minimal warranties, some as short as a year. The same is true of aluminum and carbon fiber. But at Litespeed, we know you're in it for the long haul, and so are we.

*Check our website for warranty details:
www.litespeed.com.







Custom Frames



While many professionals are able to find the perfect fit and performance characteristics using our selected geometries, some choose to have bicycles custom built at Litespeed. However, this option is not exclusively for the professional athlete—we can custom build for you, too. Whether you want a custom mountain, road, or track frame—or even a copy of a World or Tour de France champion frame—we are ready to build a Litespeed just for you. The same craftsmen who create the finest performance bicycles for national and world champions are ready to build your dream bicycle. To learn more about custom-built frames, or to get the Litespeed pros started on your own custom dream machine, just contact us.

Litespeed Titanium Bicycles
P. O. Box 22666
Chattanooga, TN 37422
voice: 423.238.5530
fax: 423.238.4999
email: tirules@litespeed.com
web: www.litespeed.com



138503010073949276041001208390000

DECIMAL
ANGULAR

We share the restlessness of the professional rider.

Our reaction to our latest bicycle design mirrors their reaction to their latest time—it could be better. Maybe that's why so many Olympic, World and National champions choose Litespeed. And to think the same craftsmanship that goes into those bikes goes into yours. Each road bike is designed to handle the sharpest curves and still maintain rail-like stability. The handworking of every geometrically enhanced tube, of every braze-on and every dropout yields a bike of uncompromising strength, comfort and aesthetic appeal. It's no wonder Litespeeds are the most sought after bicycles in the world and a favorite among media polls.

One ride will make a believer out of you.

road bikes

arenberg



The name of the famed forest section in Paris-Roubaix where the cobble-stones are large and rough. But in bicycle circles, it's also known as the tight-tracking Litespeed road bike that makes easy work of any road surface.

features

New, taller head tube design compensates for the shorter stack heights of current threadless headsets and enhances the stiffness of front-fork assemblies that use carbon-fiber steerers

New 1 1/8" oversized steerer design for greater front-end rigidity

Oversized 3Al-2.5V seamless titanium provides a perfect balance of comfort, stiffness and durability

Mono-axially ovalized 3Al-2.5V down tube for added stiffness

Cold-worked radial seatstays for a stiffer, more comfortable ride

Curved, tapered chainstays allow for improved heel clearance

Clearance for triple front chainrings allows greater gear range

Frame finish: Bright-brushed

For componentry and wheel options see, pages 48-49.

*Bike shown with optional equipment.



The Arenberg's new, taller head tube design compensates for the shorter stack heights of current threadless headsets and enhances the stiffness of front-fork assemblies that use carbon fiber steerers.



Geometrically enhanced, teardrop-shaped down tube is oversized and cold-worked to provide greater strength and stiffness at critical head tube and bottom-bracket junctions as well as greater aerodynamics.

tuscany

road

tuscany



features

New, taller head tube design compensates for the shorter stack heights of current threadless headsets and enhances the stiffness of front-fork assemblies that use carbon-fiber steerers

Cold-worked 3Al-2.5V seamless titanium tubing ensures comfort, stiffness and durability

Oversized, teardrop-shaped 3Al-2.5V down tube for added stiffness, and precise handling

1 1/8" oversized steerer design for greater front-end rigidity

Cold-worked, triangular/tapered 3Al-2.5V top tube provides phenomenal front-end stability

Cold-worked, dual-bend, ovalized seatstays enhance lateral stiffness and vertical compliance

Curved chainstays allow for improved heel clearance

Finishes: Bright-brushed
Paint* (see page 49)

For componentry and wheel options see, pages 48-49.

A region in West-central Italy, Tuscany is known as a mecca for the world's finest professional cyclists. It's a place where days are filled with arduous training rides along the beautiful Tyrrhenian Sea, or through the rolling Tuscan hills. Fittingly, it's also the name of a Litespeed bicycle durable enough for everyday training, yet with all of the performance characteristics needed to win races. The same geometrically enhanced Litespeed bike that'll make all your friends envious.

differences

from arenberg:

Triangular 3Al-2.5V top tube

Oversized, teardrop-shaped 3Al-2.5V down tube

Shorter chainstays

*Bike shown with optional equipment.

classic

classic road



True to the definition, this Litespeed sets the standard with its classic road geometry for carving tight corners and maintaining straight-line stability, and tapered/butted rear stays for lateral rigidity and vertical compliance. Its cold-worked 3Al-2.5V tube set and European geometry give you a ride like no other. This high performance bike equally suits the USCF racer or an aggressive rider who enjoys local group rides.

differences

from tuscani:

- Classic European geometry
- Straight seatstays
- Braze-on front derailleur mount

features

New, taller head tube design compensates for the shorter stack heights of current threadless headsets and enhances the stiffness of front-fork assemblies that use carbon-fiber steerers

Classic European geometry maintains tight cornering and straight-line stability

Cold-worked 3Al-2.5V seamless titanium tubing ensures comfort, stiffness and durability

New 1 1/8" oversized steerer design for greater front-end rigidity

Sculpted dropouts reduce weight and add to the beauty of the Classic

Clearance for triple chainrings allows greater gear range

Engraved bottom bracket enhances the aesthetic appeal of the Classic

Chainstay design allows for ample heel clearance

Braze-on style front derailleur tab allows simple front derailleur mounting

Frame finishes: Bright-brushed, Brilliant polished Paint* (see page 49)

For componentry and wheel options, see pages 48-49.

*Bike shown with optional equipment.



Beautifully engraved bottom bracket adds an artful touch to this frame—a testament to the magnificent attention to detail paid to every aspect of a Classic.



The aero-bladed 6Al-4V titanium-alloy down tube adds stiffness to the bottom-bracket and head-tube areas for the most precise handling and quickest acceleration imaginable.

ultimate

road

ultimate



features

New, taller head tube design compensates for the shorter stack heights of current threadless headsets and enhances the stiffness of front-fork assemblies that use carbon-fiber steerers

Cold-worked, tapered/butted 3Al-2.5V and super-strong 6Al-4V titanium tube set blend for the ultimate in handling, acceleration and comfort

Aero-bladed 6Al-4V titanium-alloy down tube adds stiffness for unparalleled power transfer, and improved aerodynamics

1 1/8" oversized steerer design for greater front-end rigidity

Engraved bottom-bracket shell enhances aesthetic appeal

Beautifully sculpted dropouts reduce weight and add to the aesthetic appeal of the Ultimate

Cold-worked, dual-bend, ovalized seatstays enhance lateral stiffness and vertical compliance

Frame finishes: Bright-brushed, Brilliant polished Paint* (see page 49)

For componentry and wheel options, see pages 48-49.

The absolute best. What better word to describe the Litespeed bike that, after winning countless professional races and titles, has become the most sought-after bicycle in the world. It's a unique bike made from a combination of swaged and tapered 3Al-2.5V and super-strong 6Al-4V titanium tubes that give it precise handling, superb cornering and screaming acceleration.

differences

from classis:

Aero-bladed, oversized 6Al-4V down tube

More cold-worked aero tubeset

More aggressive geometry

*Bike shown with optional equipment.

vortex

road

vortex



Traditionally known as a violent, whirling mass of fire, water or air having an irresistible attraction, this word also aptly describes the world's lightest, stiffest and most durable high-performance bike. Ridden in numerous victories, including the Tour de France, the Vortex is the only road bike in the world made extensively of super-strong 6Al-4V titanium for instantaneous acceleration, rail-like descent stability, well-balanced geometry and unbelievable light weight. No wonder cyclists everywhere can't help but be drawn to it.

features

New, taller head tube design compensates for the shorter stack heights of current threadless headsets and enhances the stiffness of front-fork assemblies that use carbon-fiber steerers

6Al-4V titanium-alloy tube set provides a super-light, super-strong ride

1 1/8" oversized head tube for greater front-end rigidity and lighter frame/fork assembly

Sculpted dropouts reduce weight and add to the beauty of this uncompromising bike

Artfully designed, stainless-steel seat collar ensures proper seat post retention and further defines the bike's stylish appointments

Cold-worked, dual bend seatstays enhance both lateral stiffness and vertical compliance

Curved chainstays provide ample heel clearance

Finishes: Bright-brushed Paint* (see page 49)

For componentry and wheel options, see pages 48-49.

differences

from ultimate:

Classic European geometry


Straight seatstays

Braze-on front derailleur mount

*Bike shown with optional equipment.



Representing the newest addition to Litespeed's Geometrically Enhanced Tube set (G.E.T.), the tapered, 6Al-4V titanium-alloy, diamond-shaped top tube increases head tube stiffness which provides excellent front-end stability.



The most technically sophisticated tube set in the cycling world: An aero-bladed 6Al-4V down tube, a super-strong, ten-sided 6Al-4V seat tube; a triangular 6Al-4V top tube; and aero-bladed seat and chainstays all come together to create the most innovative bike in the world—the pinnacle of performance.

palmarès

Official Team
Bike For
RLX
POLO SPORT

road

palmarès



features

New, taller head tube design compensates for the shorter stack heights of current threadless headsets and enhances the stiffness of front-fork assemblies that use carbon-fiber steerers

Super-light, super-strong 6Al-4V titanium tube set

1 1/8" oversized steerer design for greater front-end rigidity

Cold-worked, ten-sided 6Al-4V titanium-alloy seat tube better resists bending forces, providing a stiffer bottom-bracket assembly

Cold-worked, triangular/tapered 6Al-4V titanium-alloy top tube significantly enhances front-end stability

Cold-worked, aero-bladed, 6Al-4V titanium-alloy down tube adds stiffness for unparalleled power transfer, and improved aerodynamics

Cold-worked, dual-bend, ovalized seatstays enhance lateral stiffness and vertical compliance

Curved, tapered, and ovalized chainstays for improved heel clearance

Official RLX Polo Sport team replica option available

Finishes: Bright-brushed
Paint* (see page 49)

For componentry and wheel options see, pages 48-49.

A French word meaning honors, distinctions and awards, it's also the word used to describe exceptional bike racing. So naturally it's the name chosen for the most sophisticated bike in the world. This revolutionary, super-light Litespeed features five different geometrically enhanced tube shapes for a super-strong frame that files.

differences

from vortex:

Bladed aero, 6Al-4V down tube

Cold-worked, triangular top tube

*Bike shown with optional equipment.

blue ridge

road

blue ridge



Named for the region of the Appalachian Mountain Range that attracts touring cyclists from all over the world. This fast Litespeed is suitable for racing, yet with the addition of racks and panniers is a comfortable, high-performance touring bike. Made of lightweight 3Al-2.5V titanium, it lets you effortlessly flatten hills while you enjoy your surroundings. It also lays to rest the notion that a good sport touring bike and a century bike are two different breeds.

differences from

standard road frame:

- More relaxed geometry
- Greater stability
- Shorter top tube
- Greater tire clearance
- Higher bottom bracket
- Standard rack mounts


features

- New, taller head tube design compensates for the shorter stack heights of current threadless headsets
- Cold-worked 3Al-2.5V seamless titanium tubing ensures comfort, stiffness and durability
- New oversized, ovalized 3Al-2.5V down tube for added stiffness, and precise handling
- New 1 1/8" oversized steerer design for greater front-end rigidity
- Rear brake adjuster on top tube allows easier brake adjustment while riding
- Braze-on style rack and fender mounts allow solid pannier/fender mounting for long-distance touring
- Designed specifically for triple chainrings and cross doubles
- Frame finish: Bright-brushed
- For componentry and wheel options see, pages 48-49.

*Bike shown with optional equipment and custom paint.



Braze-on style rack and fender mounts add customized detail to the fastest, most comfortable touring bike in the world.



New ergo ferrule allows easy brake adjustments while riding, enabling your cantilevers to handle any situation.

appalachian

road

appalachian



features

New, taller head tube design compensates for the shorter stack heights of current threadless headsets

Cold-worked 3Al-2.5V seamless titanium tubing ensures comfort, stiffness and durability

Oversized, teardrop-shaped 3Al-2.5V down tube for added stiffness, and precise handling

New 1 1/8" oversized steerer design for greater front-end rigidity

Rear brake adjuster on top tube allows easier brake adjustment while riding

Rack braze-ons allow easy panier mounting for long-distance touring

Designed specifically for cross doubles and triple chainrings

Frame finish: Bright-brushed

For componentry and wheel options, see pages 48-49.

The name of the mountainous region from North Georgia to West Virginia noted for its exceptional network of diverse riding possibilities, ranging from scenic byways to smooth single and double track. This popular area for multiple terrain and cyclo-cross racing lends the perfect name to the Litespeed road/sport bike built for steady, reliable performance on the road and agile handling in rough off-road conditions. The Appalachian combines all of Litespeed's titanium frame benefits with racing cyclo-cross component groups for epic on and off-road rides.

*Bike shown with optional equipment.

saber



A French cavalry sword that defended many a reign is an apropos name for the reigning triathlon performance bike. The Saber is the lightweight, comfortable, easy-handling Litespeed that other triathlon bikes wish they could be, from the steep seat angle to the aerodynamic tube shapes.

features

New, taller head tube design compensates for the shorter stack heights of current threadless headsets and enhances the stiffness of front-fork assemblies that use carbon-fiber steerers

Cold-worked, aero-oval, 3Al-2.5V titanium-alloy tube set cuts the air like a sword while enhancing stiffness and stability

Oversized, aero-bladed, 3Al-2.5V titanium-alloy down tube yields a stiffer, more aerodynamic ride

Cold-worked, teardrop-shaped, 3Al-2.5V titanium-alloy seat tube continues the aerodynamic performance of the down tube

55cm and smaller bikes are 650c compatible

57cm and larger sizes are 700c compatible

1 1/8" oversized steerer design for greater front-end rigidity

Forward rider position provides faster, more aerodynamic ride

Frame finish: Bright-brushed

For componentry and wheel options see, pages 48-49.

*Bike shown with optional equipment.



Aero 3Al-2.5V titanium-alloy down tube and seat tube provide strength and stiffness while increasing aerodynamics.



Aero-bladed 6Al-4V titanium-alloy down and top tubes combine with internal cable routing to create an extremely aerodynamic tube set.

blade

Official Team
Bike For
RLX
POLO SPORT



road

blade

features

New, taller head tube design compensates for the shorter stack heights of current threadless headsets and enhances the stiffness of front-fork assemblies that use carbon-fiber steerers

6Al-4V and 3Al-2.5V titanium-alloy tube set blend delivers a super-light, super-strong ride

Sleek, bladed 6Al-4V titanium-alloy down tube and top tube afford an incomparably stiff and aerodynamic ride

Cold-worked, teardrop-shaped, 3Al-2.5V titanium-alloy seat tube presents even more aerodynamic detailing

Massive, 3-inch, bladed 6Al-4V top tube reinforces the light, strong, aerodynamic character of the bike

New internal cable routing reduces drag which enhances aerodynamic performance

1 1/8" oversized steerer design for greater front-end rigidity

55cm and smaller bikes are 650c compatible

57cm and larger sizes are 700c compatible

Fast forward rider position provides faster, more aerodynamic ride

Official RLX Polo Sport team replica option available

Frame finish: Bright-brushed

For componentry and wheel options, see pages 48-49.

Not just named for the cutting edge of speed, but on it. The most aerodynamic production time-trial bike in the world, the Blade has it all—National titles, World titles, Olympic appearances, Iron-man victories and yellow jerseys from Tour de France stage victories.

differences

from saber:

Oversized aero 6Al-4V down tube

Oversized aero 6Al-4V top tube

6Al-4V aerodynamic nosecone

Engraved bottom-bracket shell

*Bike shown with optional equipment and custom paint.

taliani

road

taliani



A Cherokee Indian phrase meaning group of two, Tallani is the phenomenally stiff, unbelievably lightweight and reassuringly stable Litespeed titanium tandem.

features

New, taller head tube design compensates for the shorter stack heights of current threadless headsets and enhances the stiffness of front-fork assemblies that use carbon-fiber steerers

Cold-worked, super-strong 3Al-2.5V and 6Al-4V titanium-alloy tube set blend for remarkable strength and lightness

Massive 6Al-4V boom tube delivers rail-like stability

Oversized, 2-inch, mono-axially ovalized 6Al-4V down tube for an incredibly solid ride


Dual pivot brake design for ultimate lightweight performance

Custom frame design and sizes available for the perfect fit

Frame finish: Bright-brushed

For componentry and wheel options, see pages 48-49.

*Bike shown with optional equipment.



The pierced, not spliced, captain's seat tube/top tube intersection creates a continuous strength and stiffness that no other titanium tandem can offer.



LITESPEED 2001



off road bikes

To go out into nature's perfect surroundings, you need the perfect bike. You need a Litespeed. Litespeed has suspension-specific geometry that allows you to maintain proper body position even in the most challenging climbs and descents. Litespeed pushes the parameters to discover new ways to improve your ride—like geometrically enhanced tubes. Our craftsmen take personal responsibility for each bike, making sure every detail is exact. And Litespeed can bring it all together in designs that are incomparably stiff, light and nimble. Designs that reflect our almost obsessive dedication to quality. Designs that are a cross country dream.

piscgah



Pisgah is a national forest near Asheville, North Carolina, known for its rough wilderness terrain. That's why it's also the perfect name for the Litespeed mountain bike with geometrically enhanced 3Al-2.5V titanium tubing tough enough to cut through the most rugged terrain and still complement the beauty of its natural surroundings.

features

Cold-worked 3Al-2.5V seamless titanium tubing ensures comfort, stiffness and durability

Cold-worked, tapered/butted seat tube for lighter weight and enhanced strength

S-bend seat stays add stiffness and better braking modulation

Multiphase, asymmetric chainstays add lateral stiffness, reduce chain slap, and increase crank-arm and tire clearance

New position compensated design allows for longer-travel suspension forks

Four-sided, super-strong 3Al-2.5V down tube adds stiffness to the ride

Disc brake adaptable with optional mount

Frame finish: Bright-brushed

For componentry and wheel options, see pages 48-49.

*Bike shown with optional equipment.



Multiplane, asymmetric chainstays add lateral stiffness, reduce chain slap, and increase crank-arm and tire clearance.



Cable routing below the top tube delivers a cleaner look along with improved cable housing intersections.

toccoa



features

- Cold-worked 3Al-2.5V seamless titanium tubing ensures comfort, stiffness and durability
- Four-sided, super-strong 3Al-2.5V down tube adds stiffness to the ride
- Cold-worked, triangular/tapered 3Al-2.5V titanium-alloy top tube boosts handling performance
- Cold-worked, ten-sided 3Al-2.5V titanium-alloy seat tube resists bending forces, adding to bottom-bracket area solidity
- 5-bend seatstays add stiffness and better braking modulation
- Multiplane, asymmetric chainstays add lateral stiffness, reduce chain slap, and increase crank-arm and tire clearance
- New position compensated design allows for longer-travel suspension forks
- Cable-routing-friendly location for cable guides below the top tube
- Disc brake adaptable with optional mount
- Frame finish: Bright-brushed
- For componentry and wheel options, see pages 48-49.

A beautiful North Georgia river walled by the steep, rocky forests of the Blue Ridge Mountains, the Toccoa continues to shape the destiny of the area. Similarly, the Litespeed Toccoa is a mountain bike loaded with geometrically enhanced 3Al-2.5V titanium tubing that reshapes the perception of what a world-class mountain bike is.

differences

from pispah:

- Ten-sided seat tube
- Triangular top tube
- More size options

*Bike shown with optional equipment.

kitsuma



Only one word describes this single-track trail near Black Mountain, North Carolina—gnarly. And the same word is perfect for the new Litespeed of the same name. The Kitsuma is the radically new, long-travel hardtail mountain bike that allows riders to take on the most challenging terrain.

features

- Aggressive, new, "big hit" geometry delivers maximum control in the roughest terrain
- Cold-worked, tapered/butted 3Al-2.5V and super-strong 6Al-4V titanium tube set blend for the ultimate in handling, acceleration and comfort
- Massive, 2-inch, biaxially ovalized down tube ensures an even stiffer ride
- Cold-worked, ten-sided, 3Al-2.5V titanium-alloy seat tube better resists bending forces and controls frame flex
- Curved, oversized, 3Al-2.5V top tube maximizes standover height and amplifies front-end stability
- Multiplane, asymmetric chainstays add lateral stiffness, reduce chain slap, and increase crank-arm and tire clearance
- All new seatstays and rear dropouts specifically designed for disc brakes
- Frame finish: Bright-brushed
- For componentry and wheel options, see pages 48-49.

differences

from tocooa:

- 3Al-2.5V & 6Al-4V titanium tube set blend
- Beautifully sculpted dropouts
- Artistically designed stainless steel seat collar
- Massive, 2-inch biaxially ovalized down tube

*Bike shown with optional equipment.




CNC-machined titanium gussets add an extra degree of strength to the down tube/head tube/top tube junction that allows this frame to handle the most extreme situations.



off-
road

tanasi



The cold-worked 6Al-4V titanium-alloy Geometrically Enhanced Tube set (G.E.T.) creates a frame that handles the stresses of cycling like no other.

tanasi

Official Team
Bike For
RLX
POLO SPORT

off-
road

tanasi



features

- Super-strong, super-light, 6Al-4V titanium-alloy tube set—unbeatable for its strength and lightweight characteristics
- Cold-worked, four-sided 6Al-4V down tube adds stiffness to the ride
- Cold-worked, triangular/tapered, 3Al-2.5V titanium-alloy top tube magnifies front-end stability
- Cold-worked, ten-sided, 3Al-2.5V titanium-alloy seat tube better resists bending forces and minimizes bottom bracket flex
- S-bend seatstays add stiffness and better braking modulation
- Multiplane, asymmetric chainstays add lateral stiffness, reduce chain slap, and increase crank-arm and tire clearance
- New position compensated design allows for longer-travel suspension forks
- Disc brake adaptable with optional mount
- Official RLX Polo Sport team replica option available
- Frame finish: Bright-brushed
- For componentry and wheel options, see pages 48-49.

From the Cherokee word for which Tennessee is named, Tanasi is a new system of trails in Southeastern Tennessee near the Ocoee River. It's also the name of the pure bred lightweight racing hardtail with extensive geometrically enhanced 6Al-4V tubing.

differences

from kitsuma:

- Lighter 6Al-4V titanium tube set
- More geometrically enhanced tubing
- More comfortable ride

*Bike shown as official RLX Polo Sport team replica.

unicoi



Named after a beautiful state park in Northeast Georgia renowned for miles of rugged trails, the Unicoi is also arguably the best bike to hit those trails with. Its low-maintenance, pivotless rear air-adjustable suspension provides an inch of travel at the rear wheel, making easy work out of any terrain. Plus, its Geometrically Enhanced Tube set (G.E.T.) ensures maximum control and rider comfort.

features

- New, air-adjustable shock allows spring rate and damping adjustment for individualized performance choices
- Cold-worked, 3Al-2.5V titanium-alloy tube set makes possible unyielding strength and agility
- Cold-worked, four-sided 3Al-2.5V down tube for added stiffness
- Cold-worked, triangular/tapered 3Al-2.5V titanium-alloy top tube increases front-end stability
- Cold-worked, ten-sided, 3Al-2.5V titanium-alloy seat tube resists bending forces and eliminates unwanted bottom bracket flex
- S-bend seatstays add stiffness and better braking modulation
- New position compensated design allows for longer-travel suspension forks
- Multiplane, asymmetric chainstays add lateral stiffness, reduce chain slap, and increase crank-arm and tire clearance
- Disc brake adaptable with optional mount
- Suspension-specific geometry
- Frame finish: Bright-brushed
- For componentry and wheel options, see pages 48-49.



New SID Rock Shox rear suspension simplifies adjustments and maintenance along with improving damping characteristics for smoother performance.

off-
road

tsali



The beautiful stainless steel seat collar is the final finishing touch to an already great bicycle.

tsali

off-
road

tsali



features

New, air-adjustable shock allows spring rate and damping adjustment for individualized performance choices

Cold-worked, ten-sided 3Al-2.5V seat tube resists bending forces

Cold-worked, triangular/tapered 3Al-2.5V top tube enhances front-end stability

S-bend seat stays add stiffness and better braking modulation

Multiplane, asymmetric chain stays add lateral stiffness, reduce chain slap, and increase crank-arm and tire clearance

New position compensated design allows for longer-travel suspension forks

Engraved bottom-bracket shell enhances aesthetic appeal

Disc brake adaptable with optional mount

Frame finish option: Bright-brushed

For componentry and wheel options, see pages 48-49.

The fast and exciting single track of this legendary western North Carolina trail network inspired the Litespeed mountain bike named in its honor. Built with a Geometrically Enhanced 6Al-4V titanium-alloy tube set (G.E.T.) for maximum lightness, strength and performance, and featuring an air-adjustable Rock Shox SID rear shock, the Tsali will make you feel comfortable on the trail.

differences

from unicolor:

3Al-2.5V & 6Al-4V titanium tube set blend

Massive, 2" biaxially ovalized down tube

Artistically designed stainless steel seat collar

*Bike shown with optional equipment.

apparel

A SHORT SLEEVE PRO FIT™ JERSEY

by Giordana®,
TVX™, Tactel® by
DuPont® high wicking fibers.
Blue with silver
Sizes: S, M, L, XL, XXL
\$ 74.95 (\$ 84.95 long sleeve,
\$ 99.95 wind jacket)

B PRO FIT™ SHORTS

by Giordana®,
Sumatra® nylon spandex, DuPont®
Antibacterial™ Insert. Blue with
silver. Sizes: S, M, L, XL, XXL
\$ 74.95

C SOCKS

by DeFEET®, CoolMax® by DuPont®
Stayfast cuff, mesh weave upper.
White or Grey
Sizes: S, M, L, XL
\$ 12

D LITESPEED WATERBOTTLE

Widemouth, 16-oz. Clear
\$ 6

E LITESPEED T-SHIRT

100% cotton, Navy Blue
Sizes: M, L, XL, XXL
\$ 19.95

F LITESPEED BALLCAP

Navy Blue, embroidered.
One size fits all, adjustable
\$ 15

G LITESPEED APRON

Navy Blue, 2 pockets
One size \$ 15

H Litespeed Coffeecup

Stainless steel, 16-oz.
\$ 17.95



Size Chart

Pro-fit™ Jerseys					
USA	SM	MED	LG	XL	XXL
Chest	34-35	36-37	38-40	41-43	44-46
Pro-fit™ shorts					
USA	SM	MED	LG	XL	XXL
Waist	27-28	29-30	31-32	33-34	35-36

accessories

**I** TITANIUM MOUNTAIN HANDLEBAR

3Al-2.5V cold-worked, seamless bulge design
23 1/4" length, 3 degree bend
Weight: 160 g
Finish: Brushed \$ 115

J ALUMINUM MOUNTAIN HANDLEBAR

2014 double butted, laser etched
23 1/4" length, 3 degree bend
Weight: 155 g
Finish: Black \$ 30

K TITANIUM MOUNTAIN THREADLESS STEM

3Al-2.5V cold-worked, removable face plate
5 degree rise, 1 1/8"
Sizes: 120, 135
Weight: 180 g
Finish: Brushed \$ 295

L TITANIUM MOUNTAIN SEAT POST

3Al-2.5V cold-worked
Size: 330mm length,
27.2mm diameter
Weight: 198 g
Finish: Brushed \$ 125

M TITANIUM ROAD SEAT POST

3Al-2.5V cold-worked
Size: 230mm length,
27.2mm diameter
Weight: 167
Finish: Brushed \$ 125
Polished \$ 135

N TITANIUM ROAD THREADLESS STEM

3Al-2.5V cold-worked
-14 degree or 0 degree rise,
1" or 1 1/8"
Sizes: 90, 100, 110, 120, 130
Weight: average 150 g
Finish: Brushed \$ 295
Polished \$ 320

O BARTAPE

by Off The Front®
Neoprene, washable,
reusable, durable
Blue, Black, Yellow \$ 14.95

You can order apparel and accessories direct from Litespeed by calling 423.238.5530 or by checking our website at www.litespeed.com.

*Prices are subject to change. For current prices please contact us.

componentry

ROAD RACING

	Shimano Dura Ace	Campagnolo Record	Campagnolo Chorus	Shimano Ultegra	Shimano 105
Rear Derailleur	Dura Ace 7700	Record 10 Speed	Chorus 10 Speed	Ultegra 9 Speed	105 9 Speed
Front Derailleur	Dura Ace 7700 Braze-on	Record 35mm Clamp-on	Chorus 35mm Clamp-on	Ultegra 9 Speed	105
Frnt Der. Adaptor	34.9	34.9	34.9	31.8 or 34.9	31.8 or 34.9
Headset	Chris King 1.125	Record 1.125 Ahead	Record 1.125 Ahead	Cane Creek C2 1.125	Kontak SA 1.125
Bottom Bracket	Dura Ace	Record	Chorus	Ultegra	105
Crankset	Dura Ace	Record	Chorus	Ultegra	105
Chainrings	53-39, 53-42	53-39	53-39	53-39, 53-42	53-39
Brake Callper	Dura Ace	Record	Chorus	Ultegra	105
STI/Ergo Levers	Dura Ace	Record	Chorus	Ultegra 6501	105 Flight Deck Compat
Cassette	Dura Ace	Record	Chorus	Ultegra	105
Chain	Dura Ace	Record	Record	Ultegra	105
Wheelset	Dura Ace/Mavic Open 32H	Record/Open Pro 32H	Chorus/Mavic Open Pro 32	Ultegra/Mavic Open Pro 32	105/Mavic CXP-21 32H
Stem	3T Zepp 1 1/8 Ahead	3T Zepp 1 1/8 Ahead	3T Zepp 1 1/8 Ahead	Control Tech Ahd. 1.125	ITM Eclipse
Spokes	Wheelsmith 14/15	Wheelsmith 14/15	Wheelsmith 14/15	Wheelsmith 14/15	Wheelsmith 14/15
Spoke Nipples	Alloy	Alloy	Alloy	Alloy	Brass
Build Quality	Gold	Gold	Gold	Gold	Silver
Bar	3T Prima 199	3T Prima 199	3T Prima 199	3T Forma 2	3T Forma 2
Seat Post	Litespeed TI	Litespeed TI	Thompson Road Post	Thompson Aluminum	American Classic
Saddle	Flite TI	Flite TI	Flite TI	Flite TI Smooth	Fizik Pave Cromo
Tires	Michelin Axial Pro 700x23	Michelin Axial Pro 700x23	Michelin Axial Pro 700x23	Michelin Axial Pro 700x23	Michelin Axial Performance
Tubes	IRC 700C Presta	IRC 700C Presta	IRC 700C Presta	IRC 700C Presta	IRC 700C Presta
Bar Tape	Litespeed Blu/Yel/Black	Litespeed Blu/Yel/Black	Litespeed Blu/Yel/Black	Litespeed Blu/Yel/Black	Litespeed Blu/Yel/Black
Rim Strip	Velox	Velox	Velox	Velox	Velox

ROAD RACING

ROAD/SPORT TOURING

CYCLO-CROSS

ROAD/TANDEM

	Shimano Ultegra Triple	Shimano 105 Triple	Shimano Ultegra Tour	Shimano Ultegra Cross	Shimano Ultegra Tandem
Rear Derailleur	Ultegra 9 Speed	105 9 Speed	Ultegra 9 Speed	Ultegra 9 Speed	Ultegra
Front Derailleur	Ultegra 9 Speed	105 Triple	Ultegra 9 Speed	Ultegra 9 Speed	Ultegra 6503 Triple
Frnt Der. Adaptor	31.8 or 34.9	31.8 or 34.9	31.8 or 34.9	31.8 or 34.9	
Headset	Cane Creek C2 1.125	Kontak SA 1.125	Cane Creek C2 1.125	Cane Creek C2 1.125	Chris King 1.125
Bottom Bracket	Ultegra	105 Triple	Ultegra	Shimano UN 72 68X107	Shimano 6500 118.5 (2)
Crankset	Ultegra Triple	105 Triple	Ultegra Triple	Race Face Turbine LP 110	Shimano Tandem 6503
Chainrings	52-42-30	52-42-30	52-42-30	Race Face 48/36	Shimano Tandem Triple
Brake Callper	Ultegra	105	Avid Shorty Cantilever	Avid Shorty Cantilever	Ultegra Callper
STI Levers	Ultegra 6501	105 Flight Deck Compat	Ultegra 6501	Ultegra 6501	Ultegra 6501
Cassette	Ultegra	105	Ultegra	Ultegra	Ultegra
Chain	Ultegra	105	Ultegra	Ultegra	Ultegra 6500 UN92 (3)
Wheelset	Ultegra/Mavic Open 32H	105/Mavic CXP-21 32H	Ultegra/Mavic Open Pro 32	Ultegra/Mavic Open Pro 32	Hope Tandem/T519 40H
Stem	Control Tech Ahd. 1.125	ITM Eclipse	Control Tech Ahd. 1.125	Control Tech Ahd. 1.125	Control Tech (Cpt & Stoker)
Spokes	Wheelsmith 14/15	Wheelsmith 14/15	Wheelsmith 14/15	Wheelsmith 14/15	Wheelsmith 14/15
Spoke Nipples	Alloy	Brass	Alloy	Alloy	Brass
Build Quality	Gold	Silver	Gold	Gold	Gold
Bar	3T Forma 2	3T Forma 2	3T Forma 2	3T Forma 2	3T Forma 2/Syntace Stratos
Seat Post	Thompson Aluminum	American Classic	Thompson Aluminum	Thompson Aluminum	Thompson Aluminum (2)
Saddle	Flite TI Smooth	Fizik Pave Cromo	Fizik Pave TI	Flite TI Smooth	Flite TI Smooth
Tires	Michelin Axial Pro 700x23	Michelin Axial Performance	Conti Top Touring 700x32C	Hutch Pro Series 700x30C	Conti Top Touring 700x32C
Tubes	IRC 700C Presta	IRC 700C Presta	IRC 700C Presta	IRC 700C Presta	IRC 700C Presta
Bar Tape	Litespeed Blu/Yel/Black	Litespeed Blu/Yel/Black	Litespeed Blu/Yel/Black	Litespeed Blu/Yel/Black	Litespeed Blu/Yel/Black
Rim Strip	Velox	Velox	Velox	Velox	Velox

OFF-ROAD

	Shimano LX	Shimano XT	Shimano XTR	Shimano XT/Kitsuma	Shimano XTR/Kitsuma
Rear Derailleur	XT 9 Speed SGS	XT 9 Speed SGS	XTR 9 Speed	XT 9 Speed SGS	XTR 9 Speed SGS952 Conv.
Front Derailleur	LX	XT	XTR	XT	XTR
Frnt Der. Adaptor	34.9	34.9	34.9	34.9	34.9
Headset	Cane Creek C2 Ahd 11/8	Cane Creek C2 Ahd 1.125	Chris King 1.125	Cane Creek C2 Ahd 11/8	Chris King 1.125
Bottom Bracket	XT/LX BB70 ES70 68x113	BB-ES 70 68x114 Spline	XTR 112x68	BB-ES 70 68x114 Spline	Race Face
Crankset	Shimano LX	New XT 4 Arm (170,175)	XTR	New XT 4 Arm (170,175)	Race Face Turbine LP
Chainrings	42-32-22	42-32-22	46-34-24	42-32-22	Race Face 46-34-24
Brake Callper	LX V-Brake	XT V-Brake	XTR V-Brake	Shimano XT Disc	Hayes Hydraulic Disc
Rapid Fire Levers	LX	XT	XTR	Shimano XT	XTR
Cassette	LX 9 Speed	XT 9 Speed	XTR M-952 12-34 TI	XT 9 Speed	XTR M-952 12-34 TI
Chain	CN-HG72	CN-HG92	Shimano Dura Ace	CN-HG92	HG90
Wheelset	LX/Mavic 221 32H	XT/Mavic 517 32H	XTR/Mavic 517 32H	XT/Mavic 317 32H Disc	Cane Creek Wam Disc
Stem	Thompson Elite	Thompson Elite	Thompson Elite	Thompson Elite	Race Face 1 1/8 Ahead
Spokes	Wheelsmith 14/15	Wheelsmith 14/15	Wheelsmith XL14	Wheelsmith 14/15	Wheelsmith 14/15
Spoke Nipples	Brass	Alloy	Alloy	Alloy	Alloy
Build Quality	Gold	Gold	Gold	Gold	Gold
Bar	Litespeed Aluminum	Litespeed Aluminum	Litespeed Aluminum	Race Face Rise Aluminum	Race Face Rise Aluminum
Seat Post	Thompson Aluminum	Thompson Aluminum	Thompson Aluminum	Thompson Aluminum	Thompson Aluminum
Saddle	Fizik Nisene Cromo	Flite TI Smooth	Flite TI Smooth	Flite TI Smooth	Flite TI Smooth
Grips	Pedro's Slimwall	Pedro's Slimwall	Pedro's Slimwall	Pedro's Slimwall	Pedro's Slimwall
Tires	Hutch Mosquito 2.0	Hutch Kevlar Mosquito 2.0	Hutch Kevlar Mosquito 2.0	Hutch Kevlar Alligator 2.0	Hutch Kevlar Alligator 2.0
Tubes	IRC 26" Presta	IRC 26" Presta	IRC 26" Presta	IRC 26" Presta	IRC 26" Presta
Rim Strip	Velox	Velox	Velox	Velox	Velox

TRIATHLON/TIME TRIAL

	Shimano Dura Ace Tri/TT	Shimano Ultegra Tri/TT
Rear Derailleur	Dura Ace 7700	Ultegra 9 Speed
Front Derailleur	Dura Ace 7700 Braze-on	Ultegra 9 Speed
Frnt Der. Adaptor	34.9	31.8 or 34.9
Headset	Chris King 1.125	Cane Creek C2 1.125
Bottom Bracket	Dura Ace	Ultegra 6500
Crankset	Dura Ace 7700 SG-X	Ultegra 6500
Chainrings	53-39, 53-42	53-39, 53-42
Brake Callper	Dura Ace	Ultegra
STI Levers	DA Bar Cons/Dia-Comp 188 levers	D/A Bar-End/Dia-Comp 188 levers
Cassette	Dura Ace	Ultegra
Chain	Dura Ace	Ultegra
Wheelset	Dura Ace/Velocisty DeepV 28	Ultegra/Velocisty Deep V
Stem	3T Zepp 1 1/8 Ahead	Control Tech Ahd. 1.125
Spokes	Wheelsmith 14/15	Wheelsmith 14/15
Spoke Nipples	Alloy	Alloy
Build Quality	Gold	Gold
Bar	Syntace Stratos	Syntace Stratos
Seat Post	Thompson Off-road	Thompson Aluminum
Saddle	Flite TI Smooth	Flite TI
Tires	Michelin Axial Pro 650/700Cx23	Michelin Axial Pro 650/700x23
Tubes	IRC 650/700C Presta	IRC 650/700C Presta
Bar Tape	Litespeed Blu/Yel/Black	Litespeed Blu/Yel/Black
Rim Strip	Velox	Velox
Other	Syntace C2 Clip-on	Syntace C2 Clip-on

COMPONENT UPGRADE OPTIONS

Road Wheels		Off-Road Wheels
Shimano Dura Ace	Campagnolo Nucleon	Mavic Cross Max Disc
Shimano Ultegra	Campagnolo Electron	Mavic Cross Max
Mavic Ksyrium	Rolf Vector	Mavic XT/517 Disc
Spinerger SR-3	Rolf Vector Pro	
Spinerger X-Aero	Rolf Vector Comp	

Paint Options	Fork Options
Dark blue metallic (not featured) <i>PPG Ferrari Tour De France Met</i>	Road
Silver blue metallic (see pg. 22) <i>PPG Ferrari Azurro California Met</i>	Litespeed Aero
Bright yellow (see pg. 18) <i>PPG Lamborghini Super Fly yellow</i>	Reynolds Ouzo Pro
Bright red (see pg. 29) <i>PPG Ferrari Rosso Corsa</i>	Off-Road
Pearl white (see pg. 14) <i>PPG Mercedes-Benz White Pearl Mica</i>	Rock Shox Sid SL
Black metallic (not featured) <i>PPG Ferrari Nero Daytona Met</i>	Rock Shox Sid Race
Light green metallic (see pg. 13) <i>PPG Aston Martin Verde Aqua</i>	Rock Shox Psylo SL
Pearl Orange (see pg. 17) <i>PPG Lamborghini Pearl Orange</i>	Rock Shox Psylo Race

*Specifications and options are subject to change

geometry

All of our road frames are measured in centimeters, all mountain frames are measured in inches. We measure all of our road and mountain frames in the center-to-top format, which is from the center of the bottom bracket shell to the point where the center line of the seat tube intersects with the top side of the top tube (except for the Blade and the Saber, which are measured from the center of the bottom bracket shell to the top of the seat tube). The top tube on all our bikes is measured from the intersection of the center line of the top tube and the center line of the seat tube, measured parallel to ground to the intersection with the steering axis center line. (Blade and Saber top tube are measured parallel to ground from center of the top of seat tube to intersection with steering axis center line). Frame geometry is based on the following fork lengths measured from the axle center to the crown race seat (plus a lower stack height of 12mm): 650c road/time trial frames; 341mm fork, 700c road frames; 369mm fork, 700c cyclo-cross & touring frames; 400mm fork, 700c tandem frame; 388mm fork, 26" mountain frames; 434mm suspension fork at 20mm compression. Standover height is measured static.

All our bikes utilize a 27.2 seat post and a 68mm English threaded bottom bracket. All of our mountain and road bikes utilize a 1 1/8" steerer. The following front derailleurs are needed for the following models: all mountain bikes (1 3/8" top pull), Arenberg (1 1/4" bottom pull), Tuscany, Vortex, Palmarès, Tallian, Blue Ridge and Appalachian (1 3/8" bottom pull), Classic, Ultimate, Saber and Blade (braze-on bottom pull).

Road Frame Geometry — 2001

	Size	Top Tube	Head <	Seat <	Chainstay	BBKT Height	Wheelbase	Front Center	Fork Rake	Stand Over	Head Tube	Weight	Wheel Size
Arenberg	49	51	72	74	41.1	26.9	96.5	56.2	4.5	75	9.8	3.15	700c
	51	52.5	72.5	74	41.1	26.9	97	56.8	4.5	76	9.8	3.21	700c
	53	54	73	74	41.1	26.6	98	57.9	4.5	77.6	11.3	3.28	700c
	55	55.5	73	73	41.1	26.6	98	58	4	79.2	12.9	3.35	700c
	57	56.5	73	73	41.1	26.6	99	58.9	4	81.1	14.8	3.43	700c
	59	57.5	73	73	41.1	26.3	99.9	59.9	4	82.7	16.5	3.5	700c
	61	59	73	72.5	41.7	26.3	101.5	60.8	4	84.5	18.4	3.59	700c
Tuscany	47	50.5	72	74.5	39.3	26.6	93.9	55	3.5	71.9	11	3.12	650c
	49	51	72	74	40.6	26.9	95.9	56.2	4.5	74.6	9.8	3.21	700c
	51	52.5	72.5	74	40.6	26.9	96.5	56.8	4.5	76	9.8	3.27	700c
	53	54	73	74	40.6	26.6	97.5	58	4.5	77.6	11.3	3.35	700c
	55	55.5	73	73	40.6	26.6	97.5	57.9	4	79.2	12.9	3.43	700c
	57	56.5	73	73	40.6	26.6	98.5	58.9	4	81.1	14.8	3.51	700c
	59	57.5	73	73	40.6	26.3	99.4	59.9	4	82.7	16.5	3.6	700c
	61	59	73	72.5	41.1	26.3	100.8	60.8	4	84.5	18.4	3.69	700c
Classic	49	51	72	74	41.3	26.9	96.5	56.2	4.5	74.6	9.8	3.05	700c
	51	52.5	72.5	74	41.3	26.9	97.2	56.8	4.5	76	9.8	3.1	700c
	53	54	73	74	41.3	26.6	98.2	59.9	4.5	77.6	11.3	3.18	700c
	55	55.5	73	73	41.3	26.6	98.2	58	4	79.2	12.9	3.25	700c
	57	56.5	73	73	41.3	26.6	99.2	58.9	4	81.1	14.8	3.33	700c
	59	57.5	73	73	41.3	26.3	100.1	59.9	4	82.7	16.5	3.4	700c
	61	59	73	72.5	41.7	26.3	101.5	60.9	4	84.5	18.4	3.49	700c
	63	61	73	72	41.7	26.3	102.8	62.2	4	86.2	20.1	3.57	700c
Ultimate	49	51	72	74.5	39.3	26.9	94.5	56.2	4.5	75	10.9	3.29	700c
	51	52.5	72.5	74	39.3	26.9	95.2	56.8	4.5	76.4	10.9	3.38	700c
	53	54	73	73	39.3	26.9	95.3	57	4.5	77.9	11.7	3.45	700c
	55	55.5	73	73	39.3	26.9	96.3	58	4	79.7	13.8	3.56	700c
	57	56.5	73	73	39.3	26.9	97.3	59	4	81.7	15.7	3.69	700c
	59	57.5	73	73	39.3	26.9	98.3	60	4	83.6	17.8	3.8	700c
	61	59	73	73	39.3	26.9	99.9	61.5	4	85.6	19.7	3.91	700c
	63	61	73	73	40.6	26.9	103.2	63.5	4	87.4	21.6	4.04	700c
Vortex	49	51	72	74	40.6	26.9	95.9	56.2	4.5	75	9.8	2.71	700c
	51	52.5	72.5	74	40.6	26.9	96.5	56.8	4.5	76	9.8	2.74	700c
	53	54	73	74	40.6	26.6	97.5	58	4.5	77.6	11.3	2.81	700c
	55	55.5	73	73	40.6	26.6	97.5	58	4	79.2	12.9	2.89	700c
	57	56.5	73	73	40.6	26.6	98.5	58.9	4	81.1	14.8	2.96	700c
	59	57.5	73	73	40.6	26.3	99.4	59.9	4	82.7	16.5	3.04	700c
	61	59	73	72.5	41.1	26.3	100.8	60.8	4	84.5	18.4	3.13	700c
Palmarès	49	51	72	74	40.6	26.9	95.9	56.2	4.5	75	9.8	3.06	700c
	51	52.5	72.5	74	40.6	26.9	96.5	56.8	4.5	76	9.8	3.1	700c
	53	54	73	74	40.6	26.6	97.5	57.9	4.5	77.6	11.3	3.18	700c
	54	54.75	73	73	40.6	26.6	97.4	57.8	4.5	78.4	12.1	3.21	700c
	55	55.5	73	73	40.6	26.6	97.5	58	4	79.2	12.9	3.25	700c
	56	56	73	73	40.6	26.6	98	58.4	4	80.2	13.9	3.29	700c
	57	56.5	73	73	40.6	26.6	98.5	58.9	4	81.1	14.8	3.33	700c
	58	57	73	73	40.6	26.6	99	59.4	4	81.9	15.7	3.37	700c
	59	57.5	73	73	40.6	26.3	99.4	59.9	4	82.7	16.5	3.41	700c
	61	59	73	72.5	41.1	26.3	100.8	60.8	4	84.5	18.4	3.5	700c
	63	61	73	72	41.1	26.3	104.1	62.2	4	86.2	20.1	3.67	700c
Blue Ridge (w/700 x 28c)	49	50.5	71	74	42.5	27.1	98.2	56.7	5.2	75.6	10.2	3.35	700c
	51	52	71	73.5	42.5	27.1	99.3	57.9	5.2	76.9	10.2	3.4	700c
	53	53.5	71.5	73.3	42.5	27.1	100.3	58.8	5.2	78.3	10.2	3.46	700c
	55	55	71.5	73	42.5	27.1	101.6	60	5.2	79.7	11.7	3.52	700c
	57	56	72	72.8	42.5	27.1	101.9	60.4	5.2	81.5	13.5	3.59	700c
	59	57	72	72.5	42.5	27.1	102.7	61.2	5.2	83.4	15.4	3.67	700c
	61	58.5	72	72.3	42.5	27.1	104	62.5	5.2	85.2	17.3	3.76	700c
	63	60.5	72.5	72	42.5	27.1	105.1	63.5	5.2	87	19	3.85	700c

	Size	Top Tube	Head <	Seat <	Chainstay	BBKT Height	Wheelbase	Front Center	Fork Rake	Stand Over	Head Tube	Weight	Wheel Size
Appalachian <small>(w/700 x 28c)</small>	49	50.5	71	74	42.5	27.9	97.4	55.9	4.4	76.4	10.2	3.35	700c
	51	52	71	73.5	42.5	27.9	98.5	57	4.4	77.7	10.2	3.4	700c
	53	53.5	71.5	73.3	42.5	27.9	99.5	58	4.4	79.1	10.2	3.46	700c
	55	55	71.5	73	42.5	27.9	100.7	59.2	4.4	80.5	11.7	3.52	700c
	57	56	72	72.8	42.5	27.9	101.1	59.6	4.4	82.3	13.5	3.6	700c
	59	57	72	72.5	42.5	27.9	101.9	60.3	4.4	84.2	15.4	3.67	700c
	61	58.5	72	72.3	42.5	27.9	103.2	61.6	4.4	86	17.3	3.76	700c
63	60.5	72.5	72	42.5	27.9	104.2	62.7	4.4	87.8	19	3.85	700c	
Saber	47	49.5	72	78	39.3	27	96.3	57.2	3.5	71.2	9.9	3.09	650c
	49	50	72	78	39.3	27	97	58	3.5	71.8	10.5	3.13	650c
	51	51.5	72.5	78	39.3	27	98.3	59.2	3.5	73.8	12.4	3.22	650c
	53	53	73	78	39.3	27	99.5	60.4	3.5	75.7	14.3	3.32	650c
	55	55	73.5	78	39.3	27	101.2	62.1	3.5	77.6	16.1	3.43	650c
	57	56.5	73.5	77	40.6	27	102.4	62.7	4	79.2	12.7	3.42	700c
	59	57.5	73.5	76	40.6	27	102.5	62.8	4	80.9	14.5	3.56	700c
61	59.5	73	76	40.6	27	105.1	65.3	4	82.9	16.7	3.68	700c	
Blade	49	50	72	78	39.3	27	97	58	3.5	71.8	10.5	3.42	650c
	51	51.5	72.5	78	39.3	27	98.3	59.2	3.5	73.8	12.4	3.53	650c
	53	53	73	78	39.3	27	99.5	60.4	3.5	75.7	14.3	3.65	650c
	55	55	73.5	78	39.3	27	101.2	62.1	3.5	77.6	16.1	3.77	650c
	57	56.5	73.5	77	40.6	27	102.4	62.7	4	79.2	12.7	3.9	700c
	59	57.5	73.5	76	40.6	27	102.5	62.8	4	80.9	14.5	4	700c
	61	59.5	73	76	40.6	27	105.1	65.3	4	82.9	16.7	3.97	700c

Tandem Frame Geometry — 2001

	Front Size	Rear Size	Front Top Tube	Rear Top Tube	Head <	Front Seat <	Rear Seat <	Chainstay	Front BBKT Height	Rear BBKT Height	Wheelbase	Front Center	Boom Length	Fork Rake	Front Stand Over	Rear Stand Over	Head Tube	Frame Weight	Wheel Size
Talker	52	49	53	67.6	73	73.5	73.8	43	26.8	26.8	167.1	56.4	68.7	5	77.3	74.5	10	8.4	700c
	56	52	56	70.6	73	73	73.8	43	26.8	28.7	173.7	58.9	72.4	5	80.8	79	13	8.8	700c
	58	53	57	72.9	73	73	73.8	43	26.8	28.7	176.8	59.4	75.1	5	81.7	80	14	9	700c

Off Road Frame Geometry — 2001

	Size	Top Tube	Head <	Seat <	Chainstay	BBKT Height	Wheelbase	Front Center	Fork Rake	Stand Over	Head Tube	Weight
Pisgah	14	21	71	73	16.93	11.75	39.7	22.8	1.65	28.8	4	3.29
	16.5	22.63	71.5	72.5	16.93	11.75	41.1	24.3	1.65	30	4	3.42
	18	23.5	71.5	72.5	16.93	11.75	42	25.2	1.65	30.7	4	3.53
	19.5	24.25	71.5	72.5	16.93	11.75	42.8	25.9	1.65	31.6	4.4	3.67
Toccoa	12	21	71	73	16.93	11.75	39.6	22.8	1.65	27.9	4	3.43
	14	21	71	73	16.93	11.75	39.6	22.8	1.65	28.9	4	3.42
	16	22.25	71	73	16.93	11.75	41	24.1	1.65	29.8	4	3.52
	17	23	71.5	72.5	16.93	11.75	41.5	24.6	1.65	30.3	4	3.59
	18	23.5	71.5	72.5	16.93	11.75	42	25.1	1.65	30.7	4	3.65
	19	24	71.5	72.5	16.93	11.75	42.5	25.6	1.65	31.3	4.2	3.75
	20	24.5	71.5	72.5	16.93	11.75	43	26.1	1.65	32.1	4.8	3.84
Kitsuma	14	21	69.5	74	16.5	11.75	39.9	23.5	1.65	26.8	4.5	3.6
	16.5	22.63	70	73.5	16.5	11.75	41.4	25.1	1.65	28	5	3.8
	18	23.5	70	73.5	16.5	11.75	42.4	26	1.65	29.4	5	4
	19.5	24.25	70.5	73	16.5	11.75	42.9	26.5	1.65	30.8	5	4.1
Tanesi	14	21	71	73	16.93	11.75	39.6	22.8	1.65	28.9	4	2.96
	16	22.25	71	73	16.93	11.75	41	24.1	1.65	29.8	4	3.04
	17	23	71.5	72.5	16.93	11.75	41.5	24.6	1.65	30.3	4	3.09
	18	23.5	71.5	72.5	16.93	11.75	42	25.1	1.65	30.7	4	3.15
	19	24	71.5	72.5	16.93	11.75	42.5	25.6	1.65	31.3	4.2	3.24
	20	24.5	71.5	72.5	16.93	11.75	43	26.1	1.65	32.1	4.8	3.34
Unicoi	14	21	71	73	16.93	11.75	39.7	22.8	1.65	28.8	4	4.08
	16.5	22.63	71.5	73	16.93	11.75	41.1	24.3	1.65	30	4	4.1
	18	23.5	71.5	73	16.93	11.75	42	25.2	1.65	30.7	4	4.15
	19.5	24.25	71.5	73	16.93	11.75	42.8	25.9	1.65	31.6	4.4	4.35
Tsali	14	21	71	73	16.93	11.75	39.6	22.8	1.65	29.2	4.6	4.33
	16.5	22.63	71.5	72.5	16.93	11.75	41.1	24.2	1.65	30.7	4.6	4.35
	18	23.5	71.5	72.5	16.93	11.75	42	25.1	1.65	31.3	5	4.4
	19.5	24.25	71.5	72.5	16.93	11.75	42.8	25.9	1.65	32	5.1	4.6
	21	24.75	71.5	72	16.93	11.75	43.1	26.2	1.65	33.1	5.9	4.8



LITESPEED

TITANIUM

BICYCLES

World Leader in Cycling Technology

P. O. Box 22666

Chattanooga, TN 37422

voice 423.238.5530

fax 423.238.4999

email tirules@litespeed.com

www.litespeed.com